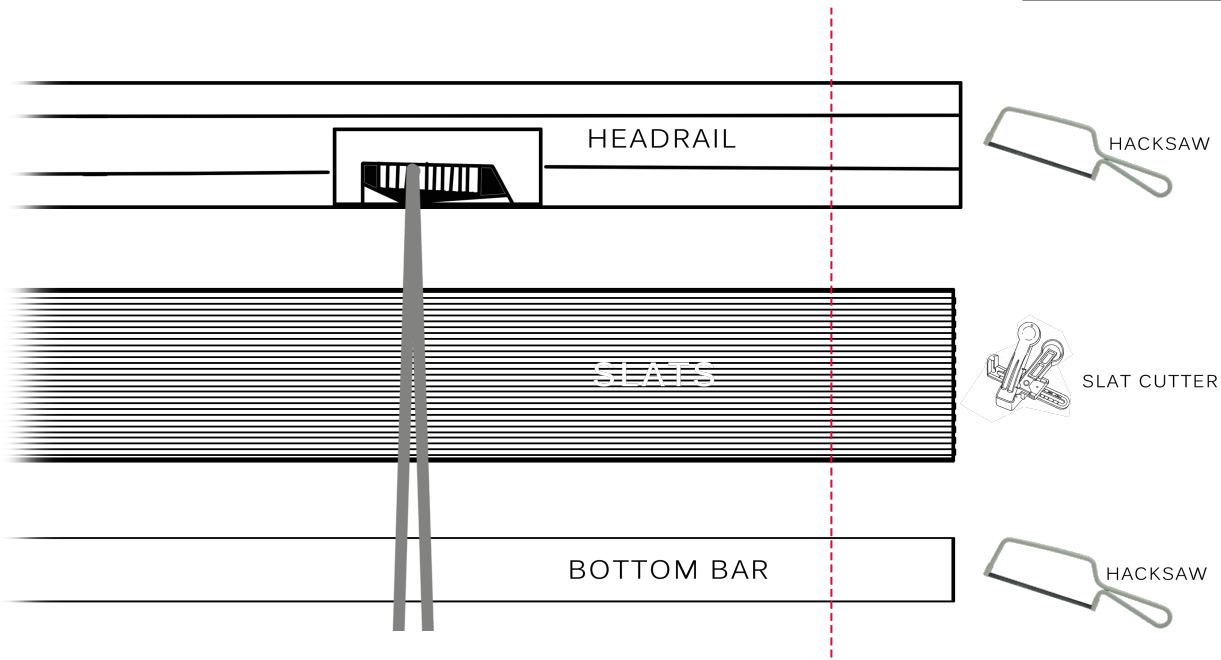


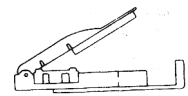
Cutting down the headrail and bottom bar

To ensure symmetry of the blind, please trim an equal amount from either end

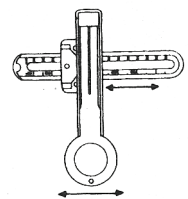


To cut down the blind to size measure how much you need to take off both ends, you will need to cut the head rail and bottom bar using a junior hacksaw(not supplied). To cut down the slats simply snip them down to size using the provided slat cutter.

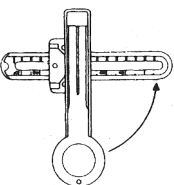
Cutting down the slats



1. Release the cutter by sliding the guide backwards and rotate 90° anti-clockwise.



2. Adjust the guide to achieve the required cutting length of the slat.



3. Cut slats individually ensuring that the slat is placed square to the cutter and fully located against the endstop on the guide.

4. Relocate the cutter into the original position after use by rotating 90° clockwise.

